THE EDUCATION FUND 40 YEARS

FOR EXCELLENCE IN MIAMI-DADE PUBLIC SCHOOLS

2024
2025

Ideas with IMPACT

Technology

Empowering Educators with AI

Disseminator: Maria Raquel Rodriguez
rodriguezscience@dadeschools.net
Instructional Technology
Mail Code: 9629

For information concerning Ideas with IMPACT opportunities including Adapter and Disseminator grants, please contact:
Audrey Onyeike, Program Director
Ideas with IMPACT
The Education Fund
305-558-4544, Ext. 113
Email: audrey@educationfund.org
www.educationfund.org

TABLE OF CONTENTS

Goals and Objectives 3

Florida Standards 4

Course Outline and Overview 5

Sample History Lesson Plan…… 7

Step by Step Implementation Guide for Copilot and Gemini 9

Step by Step Implementation Guide for Magicschool.ai……10

Step by Step Implementation Guide for Eduaide.ai…..……13

Resources List.....18

GOALS AND OBJECTIVES

Goals:

This professional development aims demonstrate how you can leverage artificial intelligence (AI) to enhance your student engagement, improve content retention, and boost learning outcomes through the creation of assessments and rubrics. The project's goal is to introduce you to the use of AI when creating lesson plans, assessments and rubrics in several platforms such as Copilot, Gemini, Magic School ai, and Educaide.ai. Using these platforms, you can create aligned formative or summative assessments that enhance student learning, leading to improved engagement and learning outcomes. After learning to use AI platforms, you will be able to effortlessly generate personalized assessments tailored to your students' individual learning needs, fostering a more engaging and effective learning environment.

Objectives:

- How to use Artificial Intelligence (AI) for prompting and generating lesson plans aligned to the standards for several subjects and grade levels.
- How to use AI to help you design standard-aligned assessments that engage students and promote deeper understanding.
- Use AI to quickly generate rubrics to assess a specific assignment.

FLORIDA STANDARDS

This project is not grade level or standard specific. Here are just some sample standards in different academic areas where you can create lesson plans or assessments using AI.

History:

SS.8.A.3.11 Analyze support and opposition (Federalists, Federalist Papers, Anti-Federalists, Bill of Rights) to ratification of the U.S. Constitution.

SS.912.A.4: The student will demonstrate knowledge of the major eras of United States history from Reconstruction to the present.

Mathematics:

MA.6.GR.2.4 Given a mathematical or real-world context, find the surface area of right rectangular prisms and right rectangular pyramids using the figure's net.

Science:

SC.K.1.P.8: Observe and describe the natural world, including plants, animals, and weather.

SC.3.L.16.1: Recognize that plants and animals have basic needs for survival and that organisms can survive only in environments that meet those needs.

SC.912.L.16.17 Compare and contrast mitosis and meiosis and relate to the processes of sexual and asexual reproduction and their consequences for genetic variation.

Language Arts:

LA.FS.6.RI.2.4: Determine the central idea of a text and analyze its development over the course of the text, including how it emerges from the accumulation of sentences and paragraphs.

ELA.3.R.2.2 Identify the central idea and explain how relevant details support that idea in a text.

ELA.3.V.1.1: Use grade-level academic vocabulary appropriately in speaking and writing.

Target Audience: Teachers of all grade levels and subjects

COURSE OUTLINE & OVERVIEW

Course Outline (60 minutes):

Introduction (10 minutes):

- Welcome and introductions
- Briefly discuss the challenges of lesson planning and assessment creation
- Introduce the concept of AI-powered tools for educators
- Highlight the benefits of using such tools (e.g., saving time, increasing efficiency, personalizing learning)

Platform Exploration (20 minutes each, 30 minutes total):

- **Copilot (10 minutes):**
  - Explain Copilot as an AI writing assistant.
  - Demonstrate using Copilot to generate ideas for lesson plans, activities, or prompts.
  - Discuss potential uses of Copilot for creating differentiated instruction materials. (e.g., modify difficulty level, cater to learning styles)
  - Offer a short hands-on activity for participants to experiment with Copilot (using laptops/tablets or a shared screen demonstration).
- **Magicschool.ai (10 minutes):**
  - Introduce Magicschool.ai as a comprehensive lesson planning platform with AI support.
  - Showcase how Magicschool.ai can help teachers find pre-made lesson plans aligned with specific standards.
  - Demonstrate using the platform's AI tools to personalize lesson plans and assessments.
  - Offer a quick hands-on activity for participants to navigate the platform and explore its features.
- **Eduaide.AI (10 minutes):**
  - Introduce Eduaide.AI as a platform specifically designed to create assessments with AI assistance.
  - Explain how Eduaide.AI can generate different types of assessments (e.g., multiple choice, open ended) based on learning objectives.
  - Demonstrate the process of using the platform to create customized assessments with relevant feedback for students.
  - Offer a short hands-on experience for participants to explore building an assessment with Eduaide.AI.

Q&A and Discussion (10 minutes):

- Open the floor for questions and address any concerns about using AI platforms.

Conclusion (5 minutes):

- Summarize the key takeaways from the presentation.
- Encourage participants to explore the platforms further and discover their full potential.
- Provide curriculum packet with website addresses and key points for each platform.

SAMPLE LESSON PLAN

Sample Lesson Plan (created with AI assistance)

Activity Title: Ratification of the Constitution: Federalists vs. Anti-Federalists Debate

Duration: 1 class period (approximately 60-90 minutes)

Standard: SS.8.A.3.11 Analyze support and opposition (Federalists, Federalist Papers, Anti-Federalists, Bill of Rights) to ratification of the U.S. Constitution.

Objectives:

- To understand the arguments made by Federalists and Anti-Federalists during the ratification of the U.S. Constitution.
- To evaluate and critically analyze the reasons for and against ratification.
- To develop persuasive speaking and critical thinking skills through debate.

Materials Needed:

- Copies of excerpts from Federalist Papers (e.g., Federalist No. 10, 51, 78) and Anti-Federalist writings (e.g., Brutus I, Letters from the Federal Farmer) for each student or group.
- Whiteboard or projector for displaying key points.
- Debate guidelines (created with AI assistance)
- Exit ticket worksheet (5 assessment questions). (created with AI assistance)
- Rubric for the debate activity (created with AI assistance)

Procedures:

1. Introduction (15 minutes):

- Begin by providing a brief overview of the context of the ratification of the U.S. Constitution, including the need for a stronger central government after the weaknesses of the Articles of Confederation.
- Introduce the Federalists and Anti-Federalists, explaining their differing views on the Constitution.
- Distribute copies of excerpts from Federalist Papers and Anti-Federalist writings to each student or group. Encourage them to read and analyze the arguments presented by each side.

2. Debate Preparation (20 minutes):

- Divide the class into two groups: Federalists and Anti-Federalists and provide the rubric.
- Within each group, assign roles such as James Madison, Alexander Hamilton for Federalists, and Patrick Henry, George Mason for Anti-Federalists.
- Give students time to prepare their arguments based on the excerpts they've been provided. Encourage them to use evidence from the texts to support their positions.

3. Debate (25 minutes):

- Each group will take turns presenting their arguments for or against the ratification of the Constitution.
- Encourage students to engage with each other's arguments respectfully and to rebut opposing points with evidence and reasoning.
- Facilitate the debate by asking guiding questions and ensuring that all students have an opportunity to participate.

4. Reflection and Discussion (10 minutes):

- After the debate, lead a discussion reflecting on the arguments presented by both sides. (questions for the discussion created with AI assistance)

STEP-BY-STEP GUIDE for Microsoft Copilot or Google Gemini

To Create a Lesson Plan

1. Go to ***copilot.microsoft.com*** or ***gemini.google.com***
2. Type a prompt that includes the grade level, subject, standard and specific needs.

Lesson Plan Sample Prompt:

"Create a detailed lesson plan for an 8th-grade social studies class that aligns with the standard SS.8.A.3.11. The lesson should focus on analyzing the support and opposition to the ratification of the U.S. Constitution, including the roles of the Federalists, the Federalist Papers, the Anti-Federalists, and the Bill of Rights. The plan should include objectives, materials needed, activities, discussion questions, and assessment methods."

To Create an Assessment

3. Go to ***copilot.microsoft.com*** or ***gemini.google.com***
1. Type a prompt that includes the grade level, subject, standard and specific needs of the assessment.

Assessment Sample Prompt:

Create a 10-question assessment for 8th Grade social studies students for standard SS.8.A.3.11. Ensure the questions are varied in format, including multiple-choice, short answer, and problem-solving questions. The assessment should test the following areas: Comprehension and Analysis, critical thinking and applications.

STEP-BY-STEP GUIDE for Magic School AI

Go to: magicschool.ai

Go to magic tools (on the left)

To Create a Lesson Plan in Magic School-
Search lesson plan tool
Go to Lesson Plan and complete form and click generate.

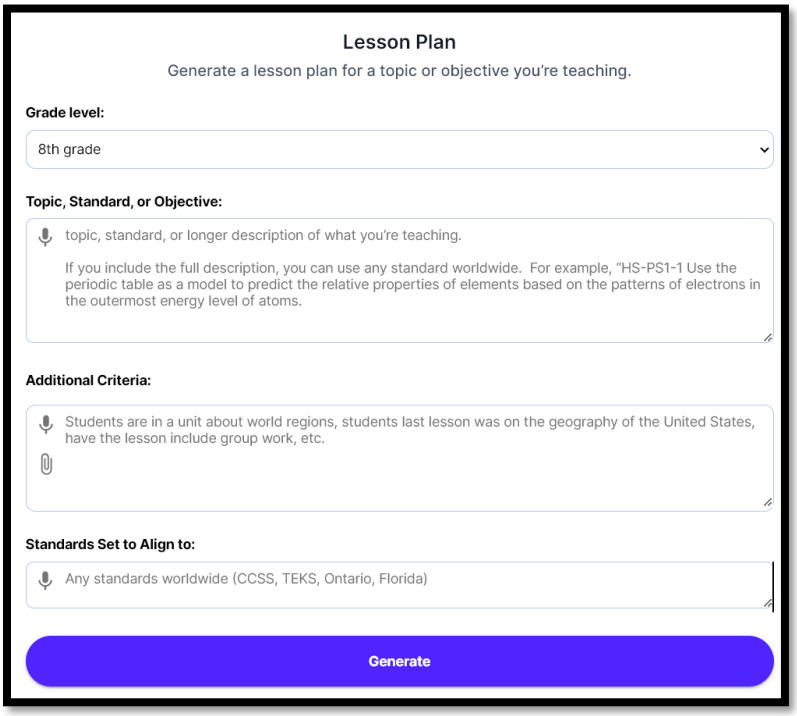

To Create Group Work Activity in Magic School AI
Go to Group Work Generator, complete form and click generate.

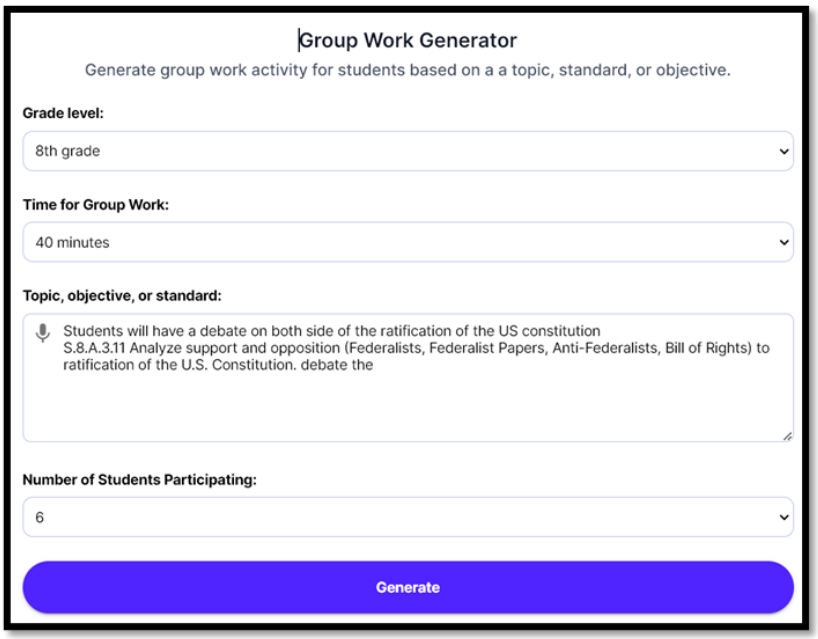

To Create a Multiple-Choice Assessment:

Go to Multiple Choice assessments, complete form and click generate.

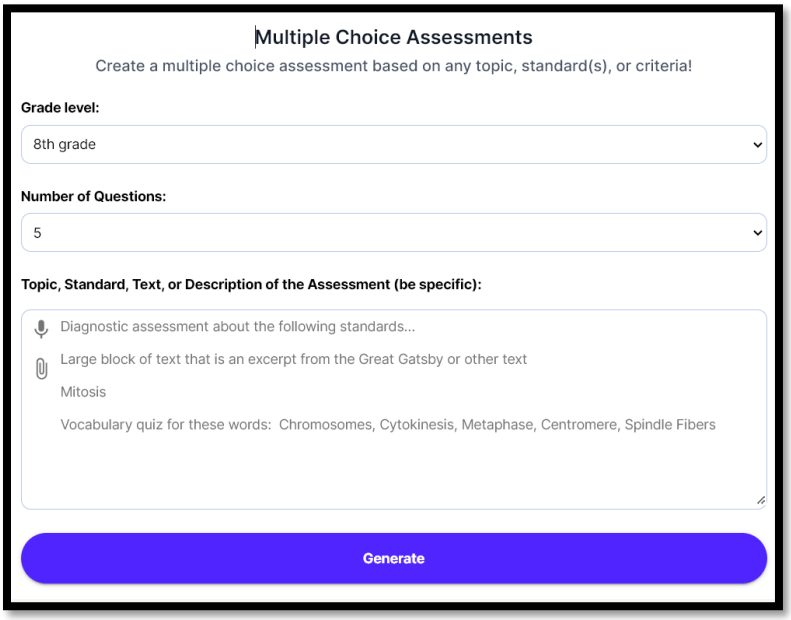

To Create a Rubric for an Assignment:

Go to Rubric Generator, complete form and click generate.

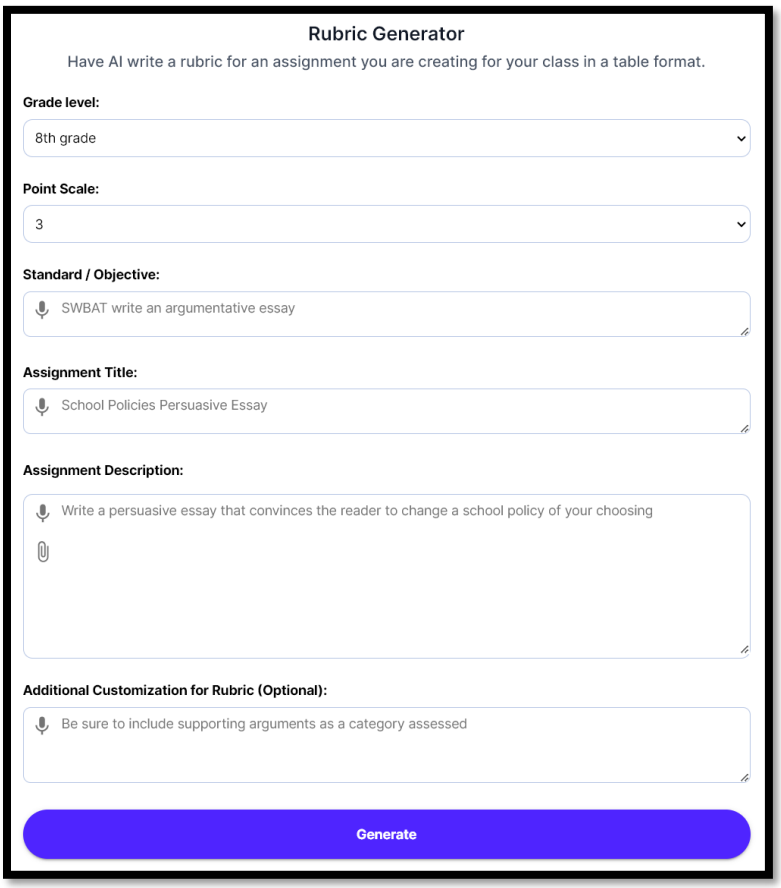

To Create Questions for a Discussion:

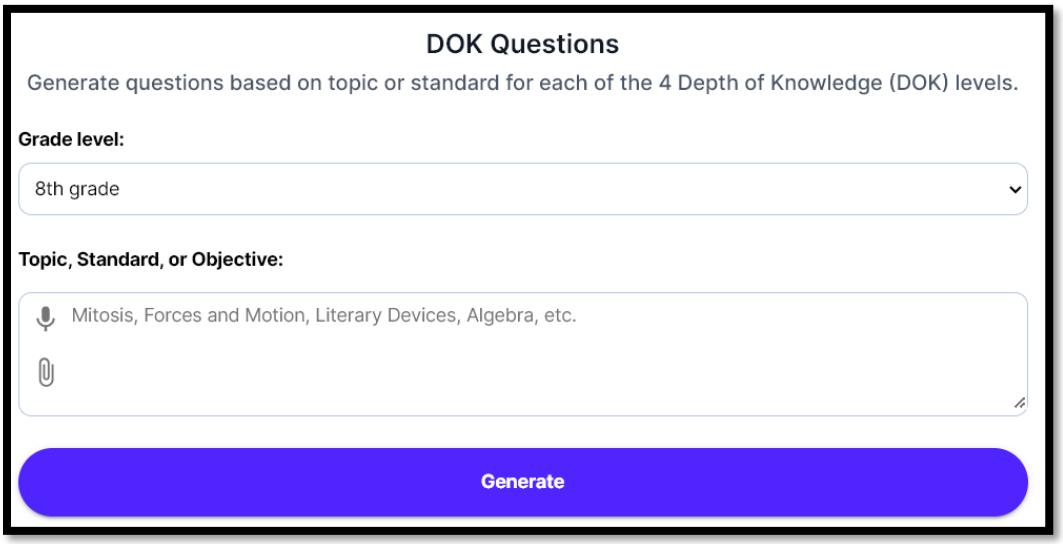

STEP-BY-STEP GUIDE for Eduaide.AI

To Create Group Work Activity in Eduaide.ai

1. Go to Eduaide.ai
2. Go to Content Creator and click on Planning Tab.
3. Identify subject and grade.
4. Click on Lesson Seed
5. Go to topic or keywords window and type standard or objective.
6. Click add to Workspace in the bottom.

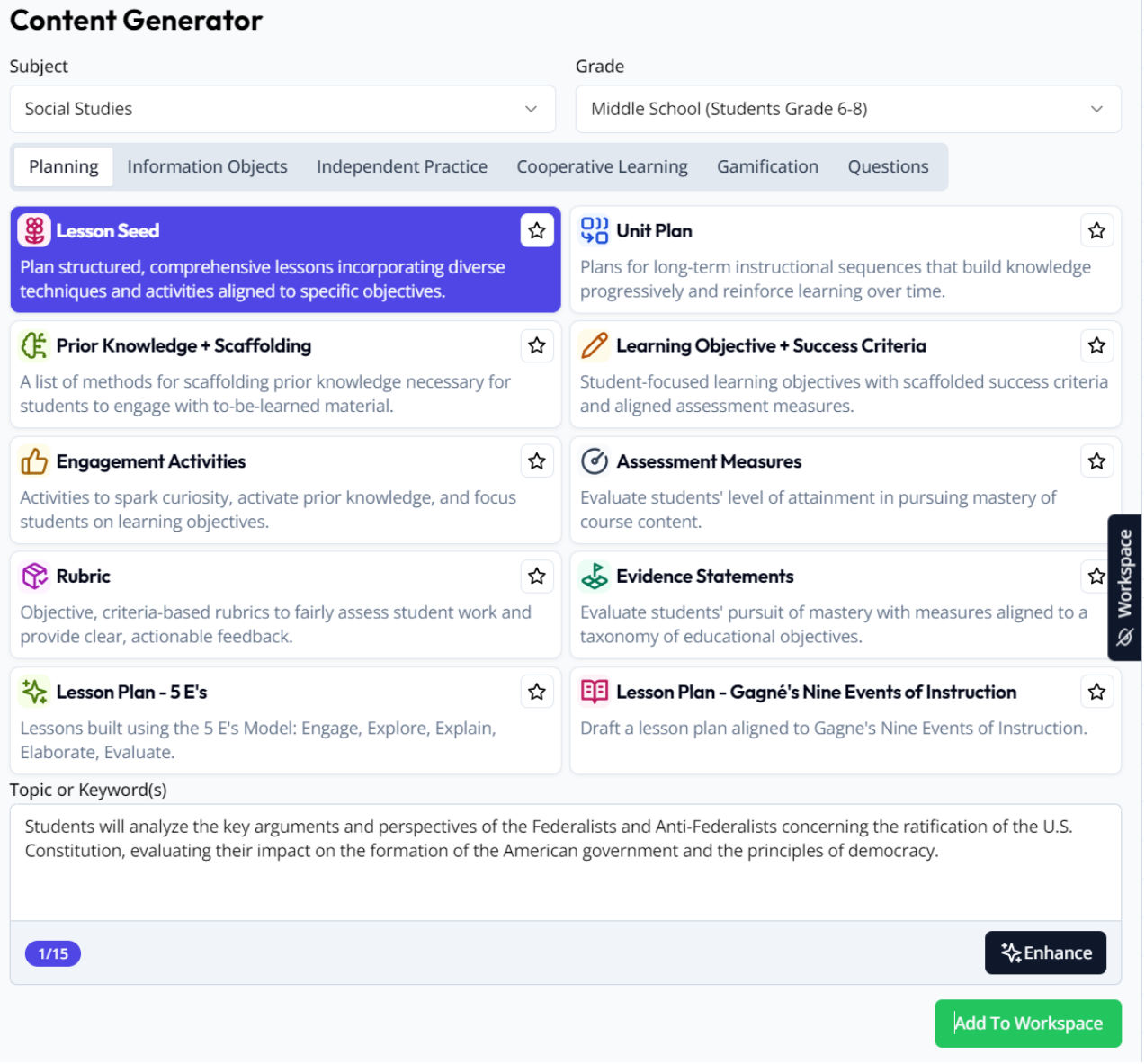

To Create Group Work Activity in Eduaide.ai:

1. Go to Content Creator and click on Cooperative Learning Tab
2. Identify subject and grade.
3. Click on Debate
4. Go to topic or keywords window and type standard or objective.
5. Click add to Workspace in the bottom.

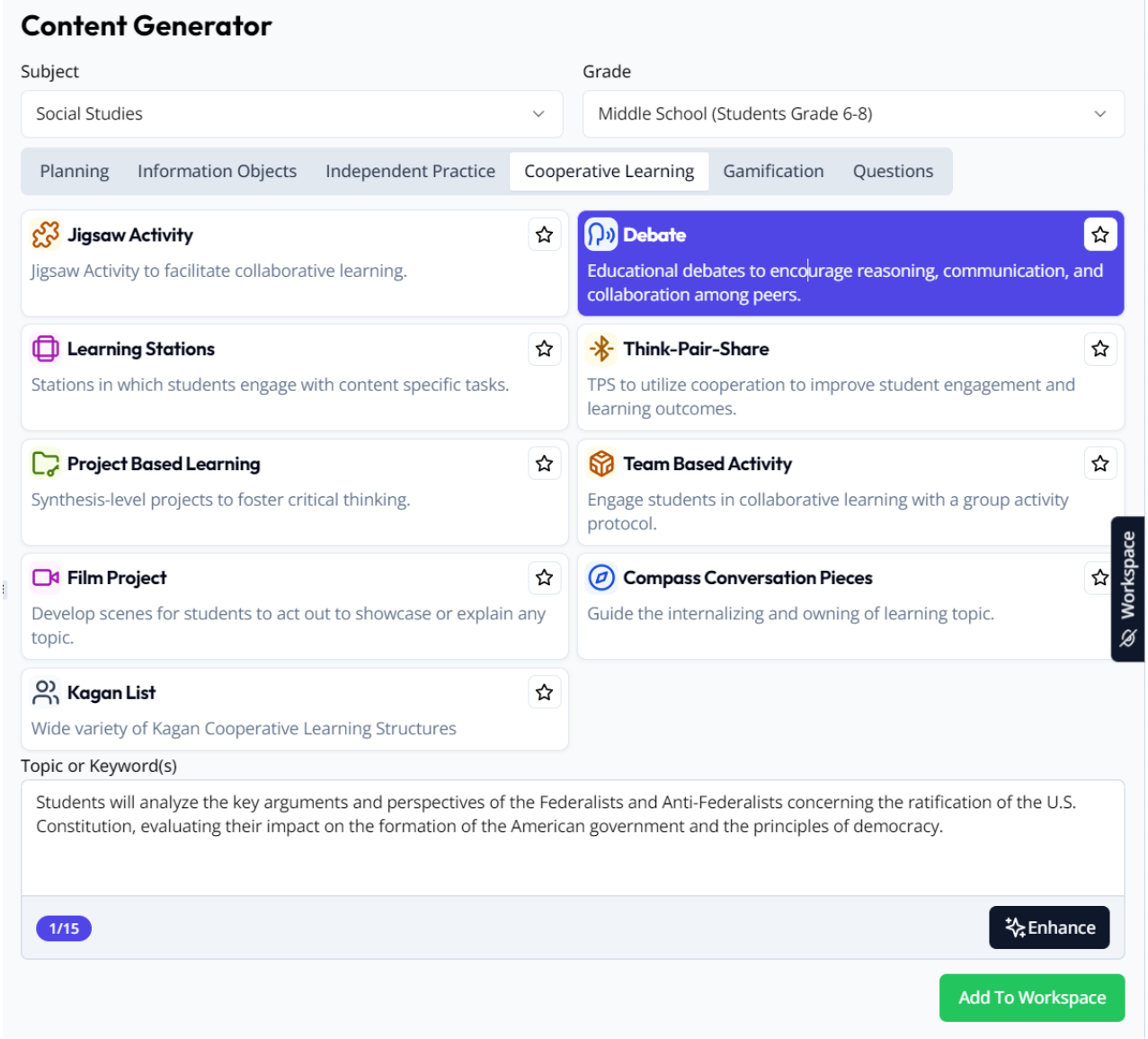

To Create an Assessment in Eduaide.ai:

1. Go to Content Creator and click on Questions Tab
2. Identify subject and grade.
3. Click on Multiple Choice Questions
4. Go to topic or keywords window and type standard or objective.
5. Click add to Workspace in the bottom.

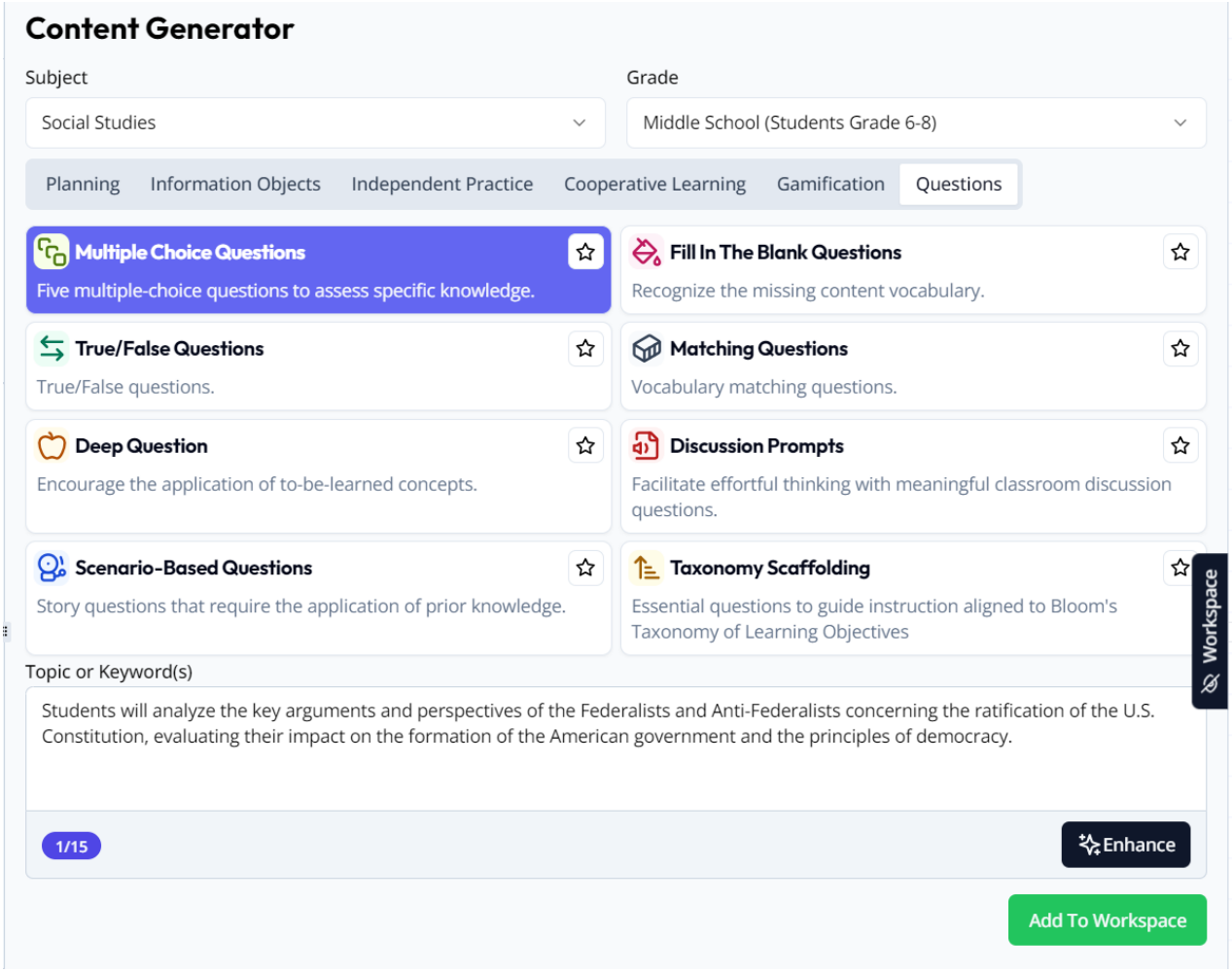

To Create a Rubric for an Assignment in Eduaide.ai:

1. Go to Content Creator and click on Planning Tab
2. Identify subject and grade.
3. Click on Rubric
4. Go to topic or keywords window and type standard or objective.
5. Click add to Workspace in the bottom.

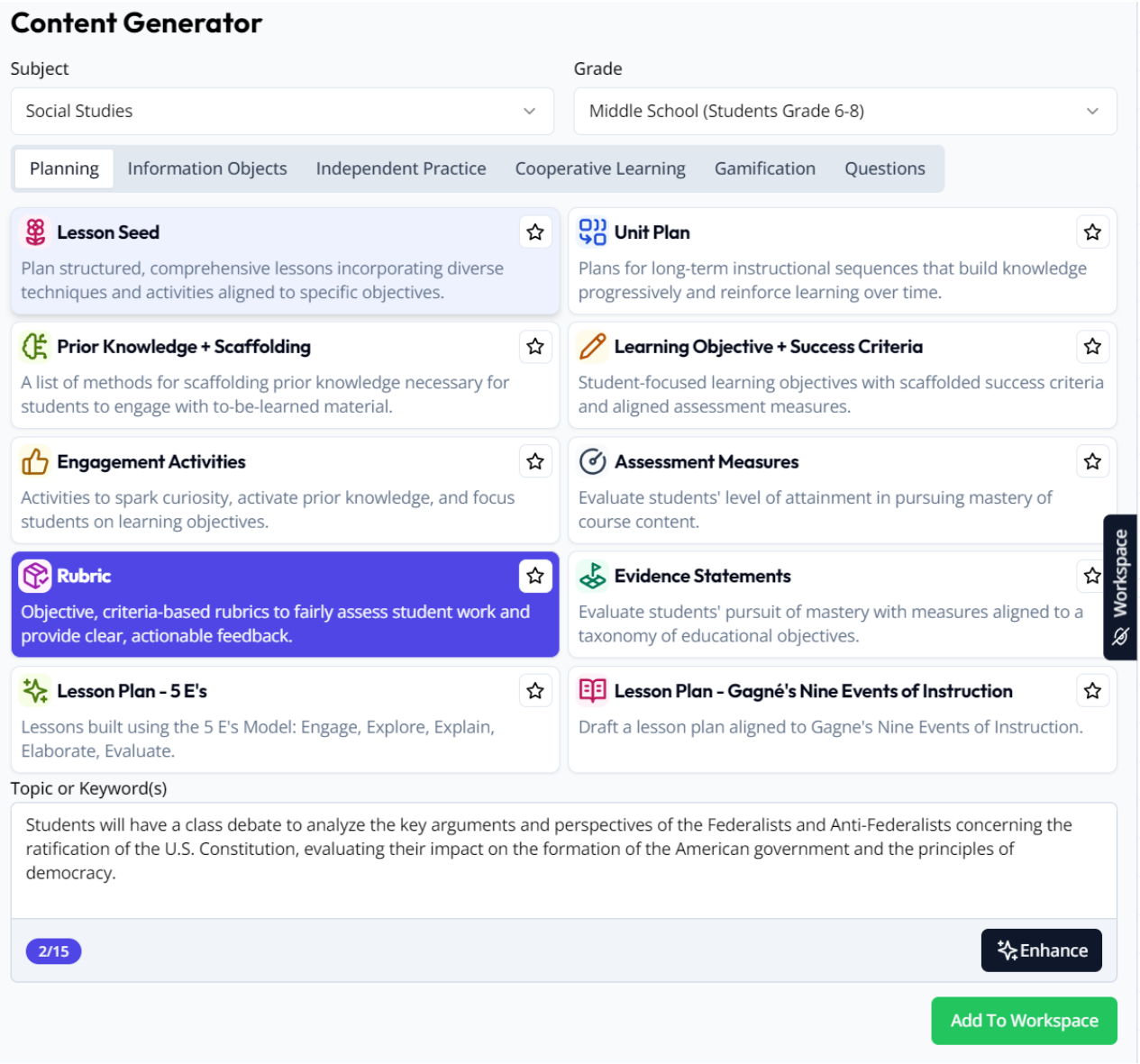

To Create Questions for a Discussion:

1. Go to Content Creator and click on Questions Tab
2. Identify subject and grade.
3. Click on Discussion Prompts.
4. Go to topic or keywords window and type standard or objective.
5. Click add to Workspace in the bottom.

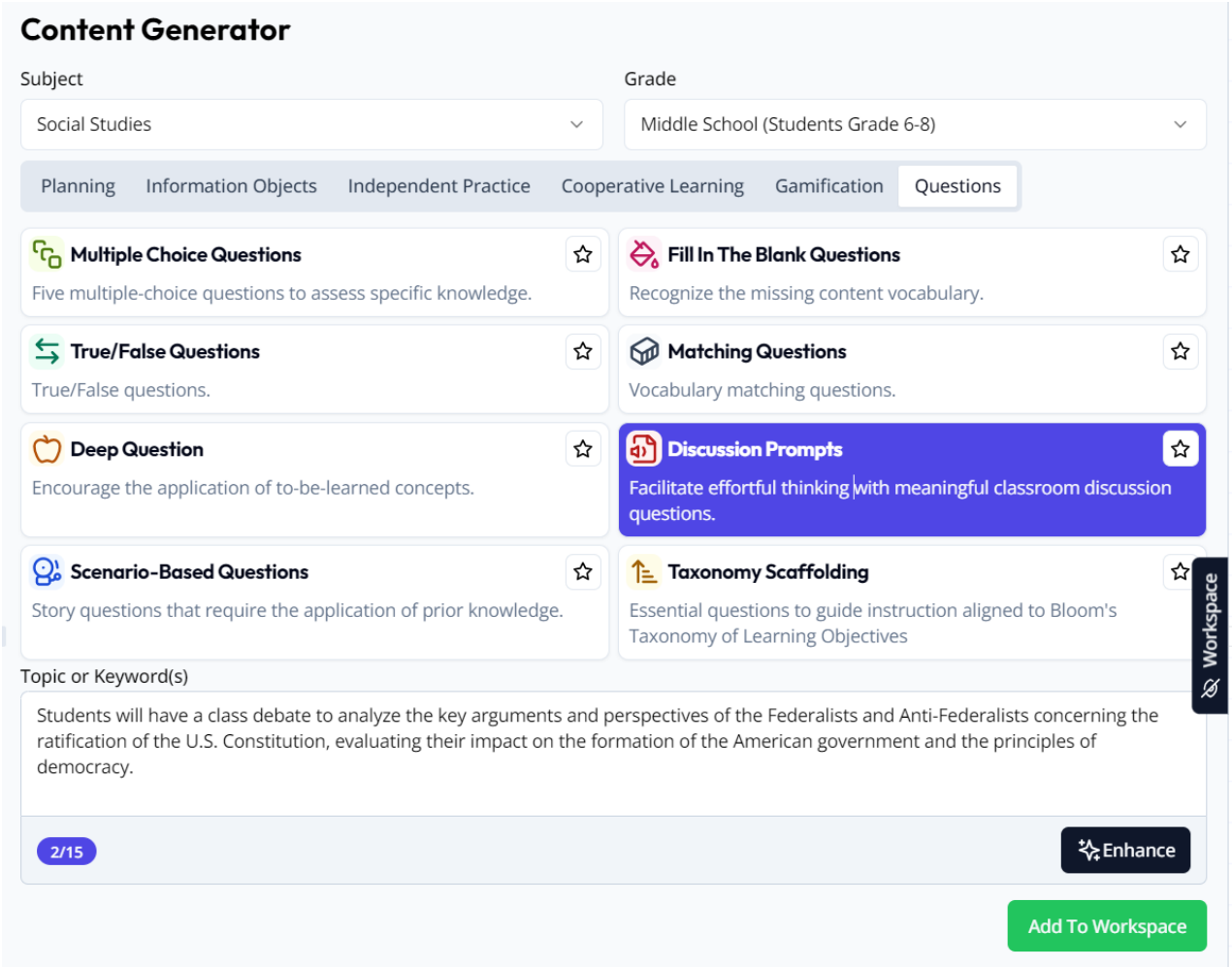

RESOURCES LIST

1. **Copilot by Microsoft**: copilot.microsoft.com
2. **Gemini by Google**: gemini.google.com
3. **Magic School**: magicschool.ai
4. **Eduaide**: eduaide.ai